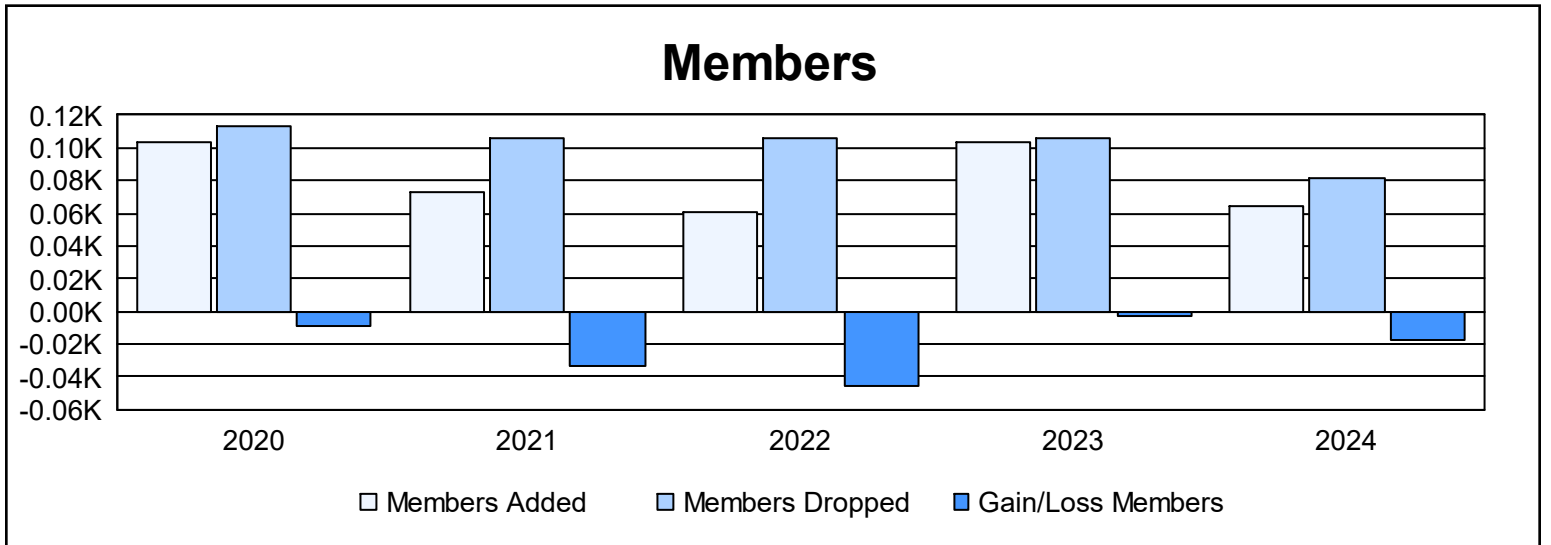
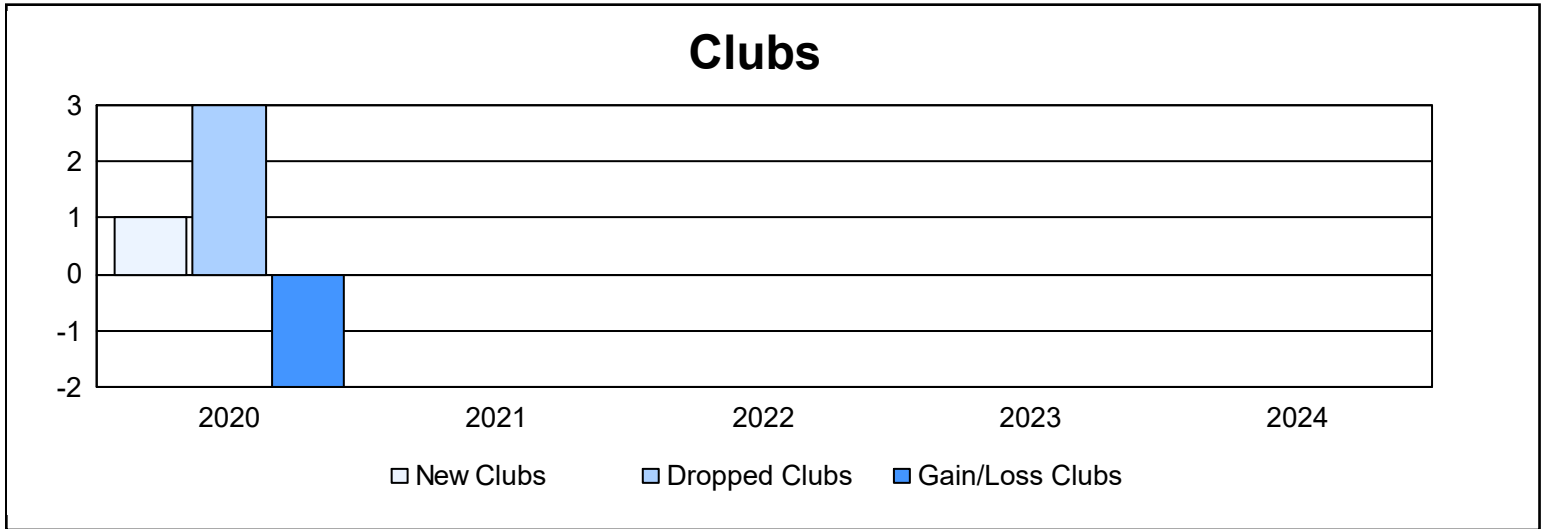
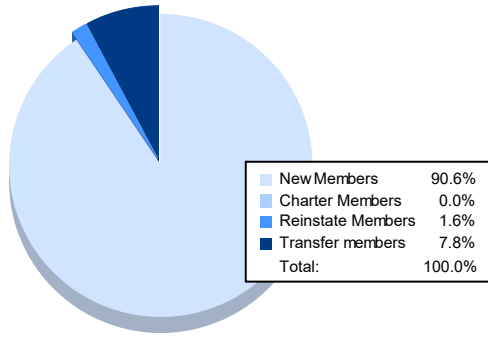


Year	New Clubs	Dropped Clubs	Gain/ Loss Clubs	New Members	Charter Members	Reinstate Members	Transfer Members	Total Member Added	Total Members Dropped	Gain/ Loss Members
2019-2020	1	3	-2	54	42	1	7	104	113	-9
2020-2021	0	0	0	55	3	0	15	73	106	-33
2021-2022	0	0	0	52	0	1	8	61	106	-45
2022-2023	0	0	0	87	3	3	10	103	106	-3
2023-2024	0	0	0	58	0	1	5	64	81	-17
<b>Average</b>	<b>0</b>	<b>1</b>	<b>0</b>	<b>61</b>	<b>10</b>	<b>1</b>	<b>9</b>	<b>81</b>	<b>102</b>	<b>-21</b>



### Membership Composition June 2024 Cumulative



### Gender Composition June 2024 Cumulative

